

Short Sea Shipping: 2000 data

Short Sea Shipping represents a 68% share of total EU Seaborne transport of goods

Georgios Xenellis

Statistics in focus

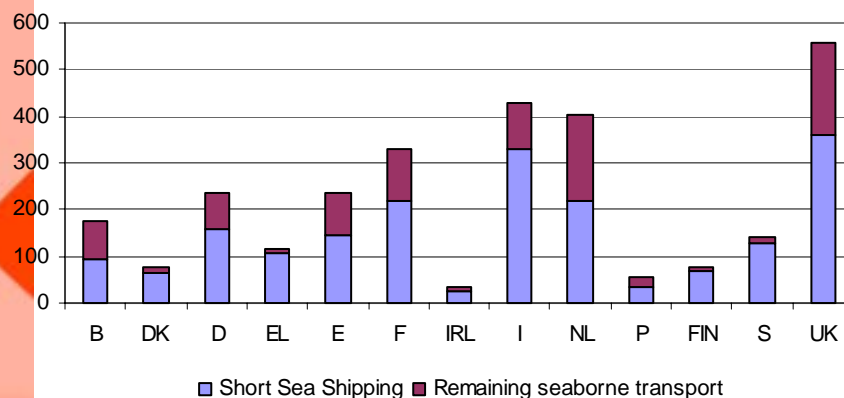
TRANSPORT

THEME 7 – 00/2002

Contents

Highlights	1
Introduction	2
Short Sea Shipping by Sea region.....	2
Short Sea Shipping by type of cargo	5

Figure 1: Share of Short Sea Shipping in total annual tonnage turnover (million tonnes)



Highlights

Short Sea Shipping (SSS) accounts for 68% of total volume of goods handled in the EU in the year 2000, equal to almost 2 million tonnes. Overall, 62% of the total SSS cargo was unloaded, and 38% loaded.

The United Kingdom and Italy account for the largest share of cargo handled in Short Sea Shipping, equal to 358 and 329 million tonnes respectively. The geographical situation is quite varied regarding the importance of Short Sea Shipping: on one side, Belgium and the Netherlands account for the minimum share of Short Sea Shipping with respect to the total (53% and 54%) due to their particular geographical situation as European gateways, which favours long distance journeys; on the other extreme, SSS makes up for 93%, 91% and 90% of total tonnage respectively in Finland, Greece and Sweden.

The analysis that follows will concentrate on goods handled on SSS and not on passengers transported. SSS passengers in fact account for the near totality of EU passengers (99.7%), with no great variation amongst countries.

The Mediterranean and the North Sea have the largest share of SSS, respectively of 34% (662 million tonnes handled), and 31% (605 million tonnes handled).

Liquid bulk plays a predominant role in cargo handled in Short Sea Shipping; in particular, in France and the Netherlands it equals over 60% of total cargo.

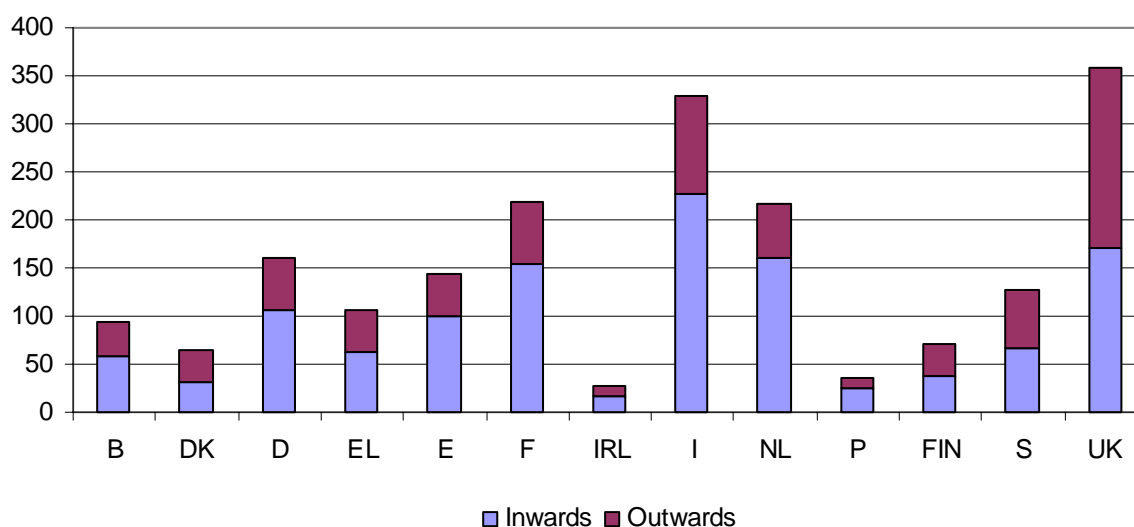
The geographical scope of data collection covers transport between the port submitting data and ports situated in geographical Europe, on the Mediterranean and Black Sea, i.e. ports in EU countries (Belgium, Denmark, Finland, France, Germany, Greece, Ireland, Italy, the Netherlands, Portugal, Spain, Sweden and United Kingdom), EEA countries (Iceland and Norway), Baltic Sea countries (Estonia, Latvia, Lithuania, Poland and Russia), Mediterranean countries (Albania, Algeria, Bosnia-Herzegovina, Croatia, Cyprus, Egypt, Israel, Lebanon, Libya, Malta, Montenegro, Morocco, Slovenia, Syria, Tunisia and Turkey) and Black Sea countries (Bulgaria, Georgia, Moldova, Romania, Russia, Turkey and Ukraine).

The source for all data in this Statistics In Focus is Eurostat (Maritime database).



Introduction

Figure 2: Short Sea Shipping in the EU - gross weight of goods handled (million tonnes)



In the year 2000, almost 2 billion tonnes of goods were handled in Short Sea Shipping in the EU. Of these, 358 million were handled by the UK, making up for 18% of the total EU tonnage, followed by 329 million by Italy (17% of the total), 219 million by France and 217 million by the Netherlands. In all Member States, the relative share of Short Sea Shipping is quite similar to that of total seaborne transport, except for a slightly lower share for the Netherlands, and slightly higher one for Italy.

Overall, 62% of the total cargo was unloaded (1.2 billion tonnes), and 38% loaded (736 million tonnes). The extreme cases are registered in the Netherlands, where 74% of the goods were unloaded and 26% loaded, and France where 71% were unloaded and 29% loaded; only the United Kingdom and Denmark loaded slightly more than they unloaded, whereas the proportion was almost equal in the other two Scandinavian countries.

Short Sea Shipping by Sea region

Figure 3: Short Sea Shipping transport by sea region

Figure 3 illustrates the distribution of SSS transport by sea (Atlantic, North Sea, Baltic, Black Sea and Mediterranean) according to the volume of goods handled. The importance of the Mediterranean and the North Sea is evident, as they account for 34% (662 million tonnes) and 31% (605 million tonnes) respectively of total tonnage. The Baltic Sea follows with 17% and the Atlantic with 14%.

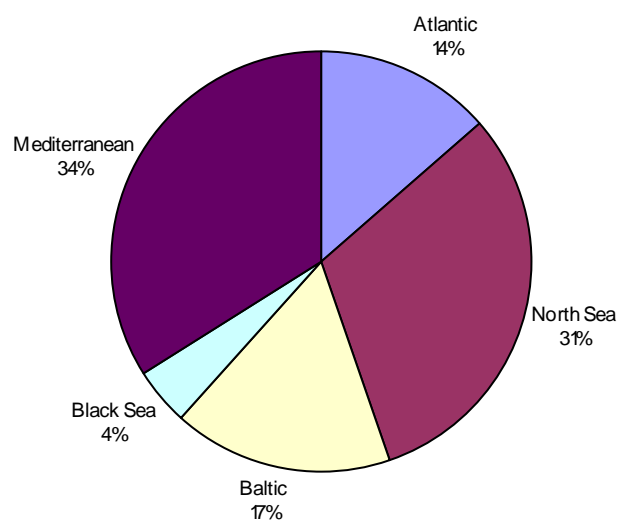
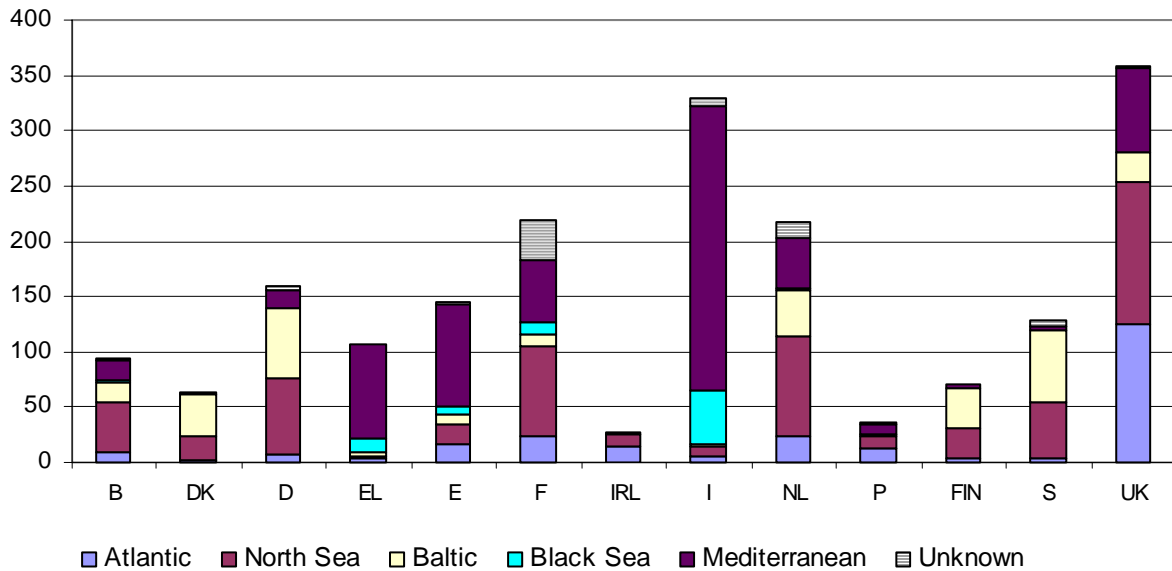


Figure 4 shows the distribution of SSS transport by sea for the individual Member States. The largest volume of goods are handled by the United Kingdom; of these, just over one third are loaded and unloaded in North Sea ports, whereas another third in the Atlantic (the Netherlands, France Atlantic, Belgium and Germany), with a large share of national

transport. Italy, with the second largest volume of goods handled, is much more concentrated in Short Sea Shipping within the Mediterranean Sea: Libya, Egypt (Mediterranean), Algeria and Greece, as well as a large share of national transport.

Figure 4: Short Sea Shipping transport by Member State and by sea region (million tonnes)



Short Sea Shipping transport for the Netherlands and France also takes place to a large extent (41% and 37%) in the North Sea; for both countries the main partners are the United Kingdom and Norway.

Short Sea Shipping for Germany is mostly distributed between the North Sea and the Baltic Sea. Its main partners are the United Kingdom and Norway in the North Sea, and Sweden and Finland in the Baltic Sea.

65% of Short Sea Shipping for Spain takes place with Mediterranean ports (Italy, Algeria and Libya), including as well national transport.

Finally half of Short Sea Shipping for Belgium is concentrated in the North Sea, with the United Kingdom and Norway as major partners. 57% of Short Sea Shipping for Denmark is concentrated in the Baltic Sea (Sweden and Germany) along with a high share of national transport, and 79% of Short Sea Shipping for Greece is within the Mediterranean.

Figures 5 to 9 illustrate the distribution of Short Sea Shipping transport by Member State for each Sea region.

Figure 5: Short Sea Shipping in the Atlantic by Member State

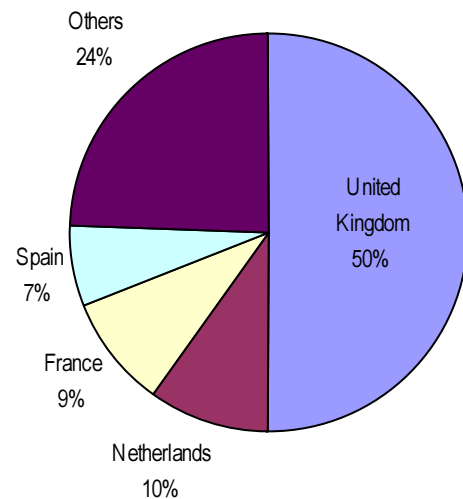
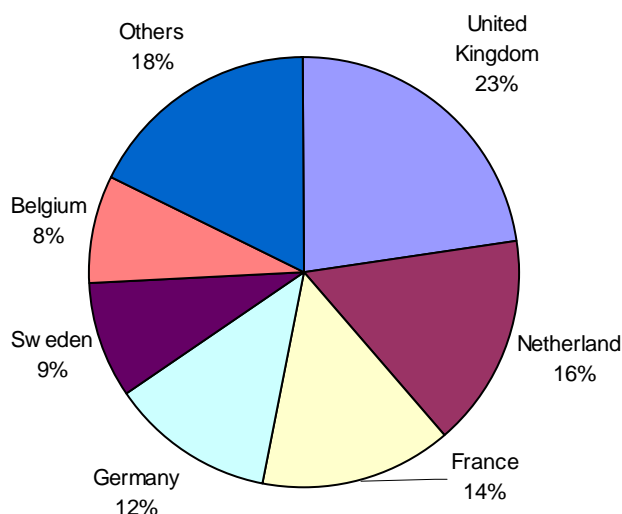
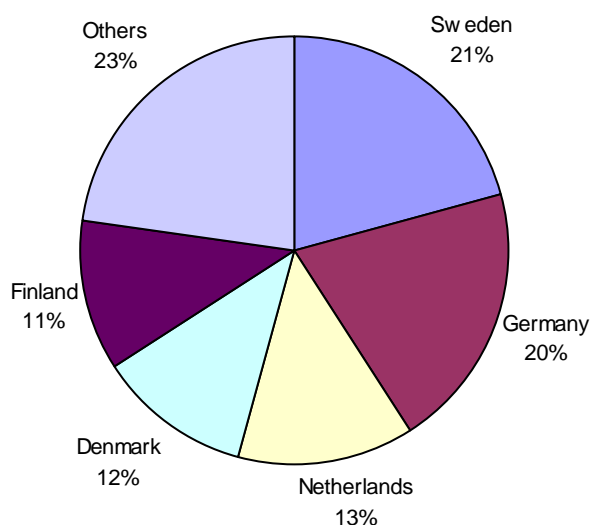


Figure 6: Short Sea Shipping in the North Sea by Member State



The United Kingdom accounts for half of the cargo handled in Short Sea Shipping in the Atlantic. In the North Sea, two thirds of the transport is concentrated among 4 countries: the United Kingdom, with 23% of the share, the Netherlands, France and Germany, with 16%, 14% and 12% respectively.

Figure 7: Short Sea Shipping in the Baltic Sea by Member State



The distribution among Member States is quite even in the Baltic Sea, although it can be said that Sweden and Germany make up for 21% and 20% respectively of the total tonnage. Italy dominates both the Black Sea and the Mediterranean SSS, the first with a 56% share (49 million tonnes handled), and the second with 38% (256 million tonnes). In the Black Sea, Italy is followed by Greece, with a 15% share, and in the Mediterranean, by Spain (14%) and Greece (12%).

Figure 8: Short Sea Shipping in the Black Sea by Member State

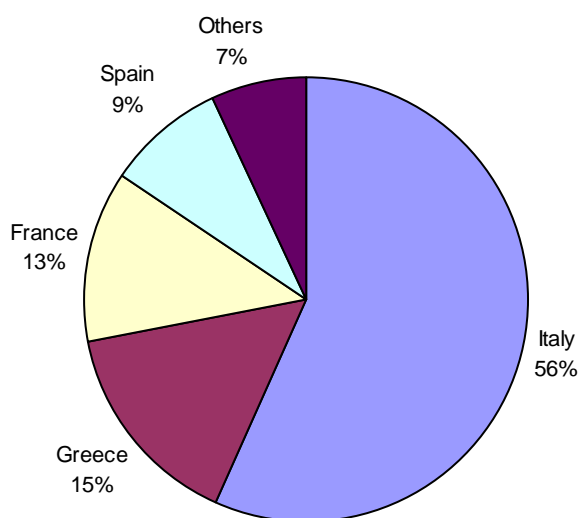
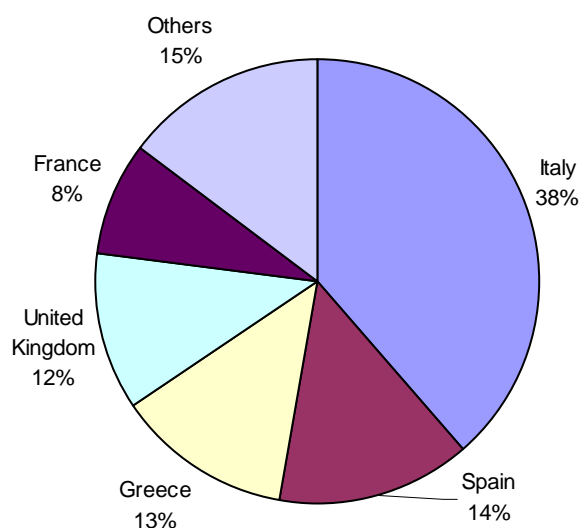
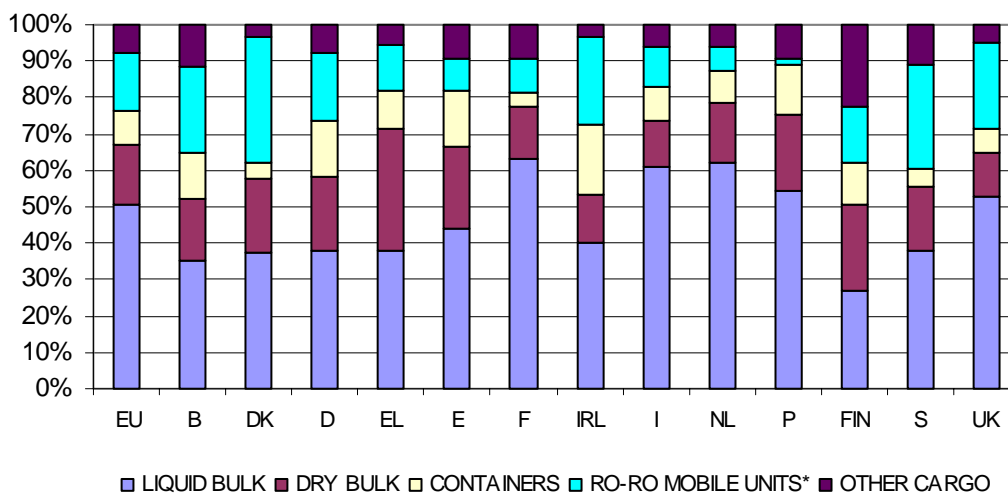


Figure 9: Short Sea Shipping in the Mediterranean by Member State



Short Sea Shipping by type of cargo

Figure 10: Share of types of cargo handled (inward and outward) in Short Sea Shipping (in % of total cargo handled)



*Ro-Ro mobile units: roll on –roll off, either self-propelled or not.

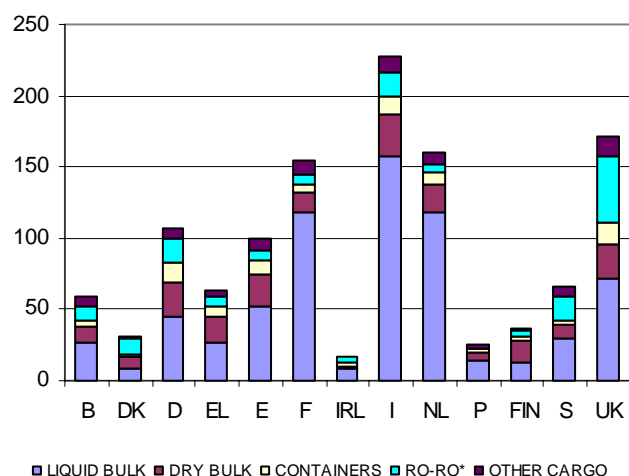
'Liquid bulk' plays a predominant role in cargo handled in Short Sea Shipping. In the year 2000, 691 million tonnes of 'Liquid bulk' were unloaded in the EU, equal to a share of 57% of total goods unloaded, and 293 million tonnes were loaded, equivalent to a share of 40% of total tonnage loaded.

In particular, in France, the Netherlands and Italy the share of 'Liquid bulk' equals over 60% of the total volume of cargo handled. Furthermore, for most countries this share is noticeably more important in Short Sea Shipping than it is in total maritime

transport; in particular, in the Netherlands it increases from 43% to 62%. 'Dry bulk', on the contrary, is less important in Short Sea Shipping for practically all countries; in particular, for Ireland it equals 13% (in the place of 30%) and in the Netherlands 16% (in the place of 35%).

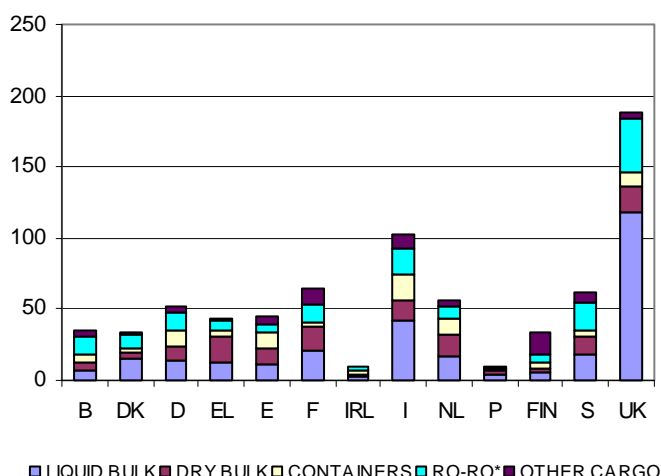
The shares of transport of goods in containers and ro-ro mobile units, as well as 'Other cargo' are, on the whole, less affected by the journey length.

Figure 11: Types of cargo unloaded in Short Sea Shipping (in million tonnes)



*Ro-Ro mobile units: roll on –roll off, either self-propelled or not.

Figure 12: Types of cargo loaded in Short Sea Shipping (in million tonnes)



*Ro-Ro mobile units: roll on –roll off, either self-propelled or not.

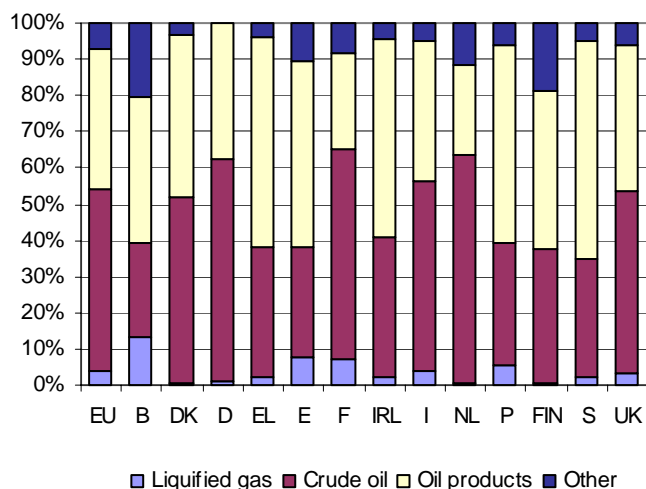
The importance of 'Liquid bulk' is particularly significant in the unloading of goods, especially in France, the Netherlands and Italy, with a share of total cargo unloaded equal to 76%, 74% and 69% respectively. Italy is also the Member State with the highest volume of 'Liquid bulk' unloaded, equal to 158 million tonnes in 2000; of these, 65% (103 million tonnes), consisted in 'Crude oil' originating mainly from Libya, Egypt and Russia (Black Sea).

In France, 118 million tonnes of 'Liquid bulk' were unloaded in the year 2000; of these, 68%, equivalent to 80 million tonnes, were made up of 'Crude oil' of provenance principally from Norway, Egypt and the UK.

'Liquid bulk' unloaded in the Netherlands also amounted to 118 million tonnes in the year 2000; again, these were basically made up of 'Crude oil' arrivals (84 million tonnes); again, the vast majority came from Norway, Egypt and the UK.

With regards to cargo loaded, the United Kingdom is the Member State with the largest volume of 'Liquid bulk': 119 million tonnes in the year 2000. Over half (55%) consist of 'Crude oil' and a substantial proportion (37%) of 'Oil products'. 'Crude oil' was basically destined to other ports in the UK, as well as to Germany, France and the Netherlands. 'Oil products' were also destined to other UK ports, the Netherlands, Ireland and France.

Figure 13: Share of sub-categories of liquid bulk in total liquid bulk handling (%)



The share of "Other cargo" loaded in Finland and Sweden is also important. It refers to "Forestry products", and equalled 13 million tonnes in 2000 in Finland, destined to Germany, UK, Belgium, and 6 million tonnes in Sweden, destined to the Netherlands, UK and Germany.

Finally in Denmark, 'Ro-ro mobile units' make up 34% of the share; these consist in 'Road goods vehicles and accompanying trailers'.

Figure 14: Share of sub-categories of dry bulk in total dry bulk handling (%)

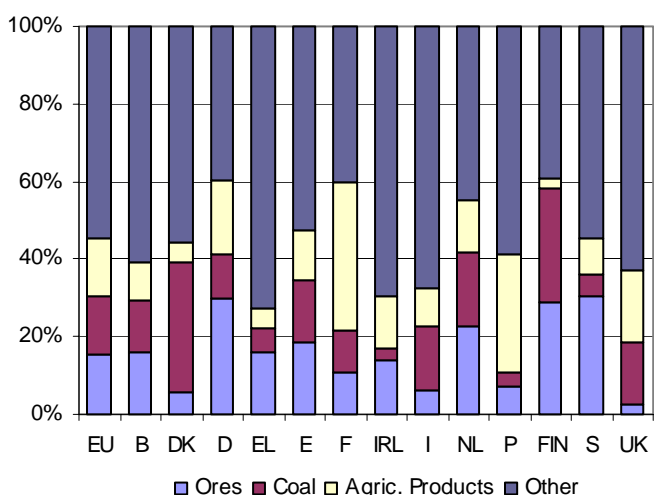
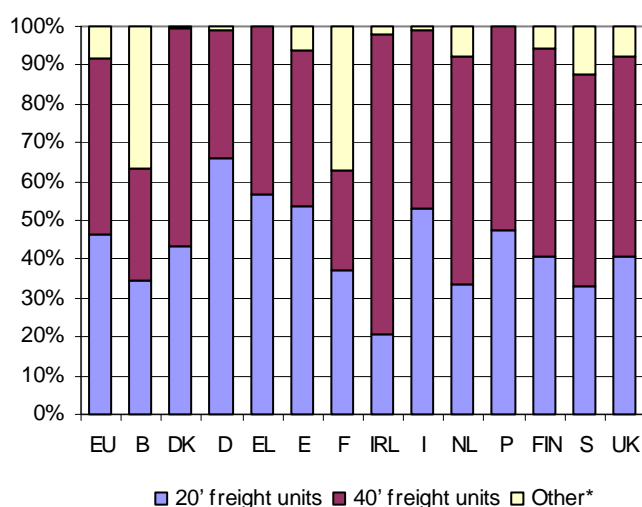
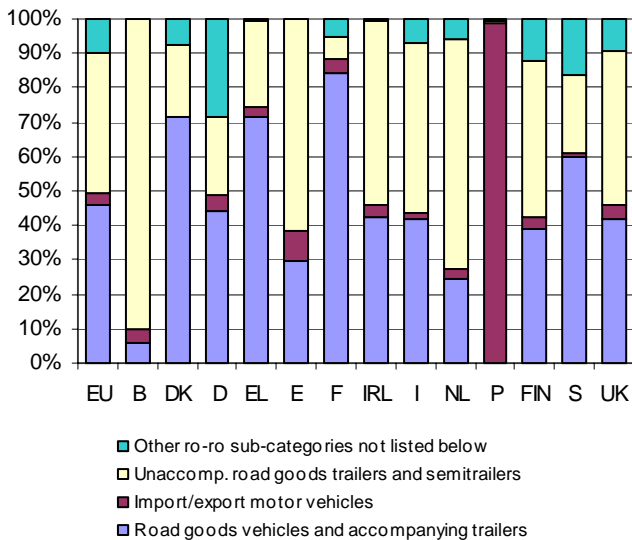


Figure 15: Share of sub-categories of containers in total container handling (%)



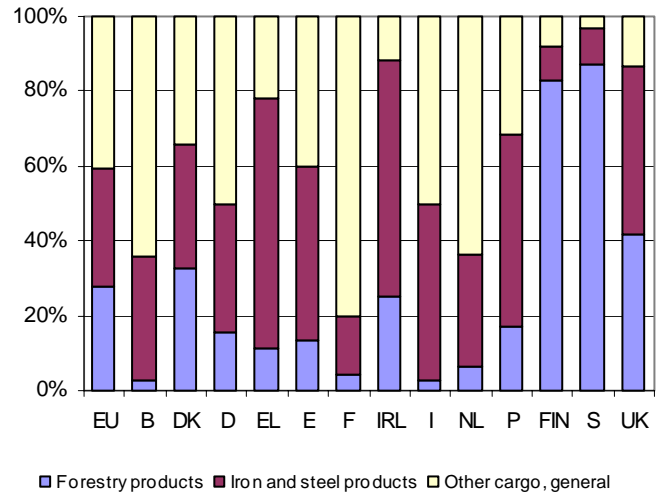
Other*: includes freight units > 40' and ">20' and <40'"

Figure 16: Share of ro-ro* sub-categories in total ro-ro handling (%)



*Ro-Ro mobile units: roll on –roll off, either self-propelled or not.

Figure 17: Share of sub-categories of “other cargo” in total “other cargo” handling (%)



➤ ESSENTIAL INFORMATION – METHODOLOGICAL NOTES

The content of this “Statistics in Focus” is based on data collected in the frame of the EU maritime Directive (“Council Directive 95/64(EC of 8.12.1995 on the statistical returns in respect of carriage of goods and passengers by sea” – OJ L320 of 30.12.1995, page 25).

EU-15 indications refer to the total of 13 Member States. Obviously, Luxembourg and Austria have no maritime ports.

The following sea regions have been considered: Baltic sea, North sea, Atlantic (including Channel sea and Irish sea), Mediterranean and Black sea. The MCA “Spain Mediterranean and Atlantic (south)” has been considered only as Mediterranean. Morocco - West Africa, Egypt - Red sea and Israel - Red sea have also not been included in this report.

The seas are defined in the following way:

Baltic Sea: Danish ports on and south of the Helsingborg - Korsor - Nyborg - Kolding line (excluding Helsingborg); ports of Germany, Poland and Russia as far as Paldiski; the Swedish ports from Helsingborg up to and including Kallero.

North Sea: The Norwegian and Swedish ports from Bergen up to and including Helsingborg; the Danish ports above the Helsingborg - Korsor - Nyborg - Kolding line; North Denmark and Belgium; ports on the east coast of the United Kingdom (Scotland and United Kingdom) from cape Wrath in Scotland up to and including

Ramsgate, including the Shetland Islands and Orkney Islands.

Atlantic Ocean: Ports towards the north of the Channel - Ports on the West Coast of the United Kingdom from Cape Wrath in Scotland as far as Lands End in England, the Irish ports and the Islands belonging to it. Ports towards the south of the Channel: The French ports to the south of Pointe St. Mathieu; the northern ports of Spain; (all) the ports of Portugal. Channel ports: French ports from the Belgian border up to and including Pointe St. Mathieu (including the Isle of Ouessant); the English ports from Ramsgate as far as Lands End (among which the Scilly Islands, the Channel Islands and the Isle of Wight).

Mediterranean Sea: European ports - The ports of South European countries bordering the Mediterranean Sea (including the Islands belonging to it); the ports of the European part of Turkey from the border with Greece up to and including the western ports on the Bosphorus (Rumelikavagi). Asian ports - The remaining Turkish ports on the Mediterranean Sea (including the ports on the Bosphorus); the ports of Syria, Lebanon, Israel, Cyprus and the ports of Egypt to the east of the Suez Channel. - African ports: the ports of Ceuta and Melilla and those ports east of it up to and including the ports on the Suez Channel (include Suez).

Black Sea: The Black Sea ports on the Bosphorus.

The source for all data in this Statistics in Focus is Eurostat (Maritime database).

Further information:

➤ Reference publications

Title
Catalogue No CA-CC-YY-XXX-LL-C Price EUR

➤ Databases

New Cronos, Domain Maritime

To obtain information or to order publications, databases and special sets of data, please contact the **Data Shop** network:

BELGIQUE/BELGIË	DANMARK	DEUTSCHLAND	ESPAÑA	FRANCE	ITALIA – Roma
Eurostat Data Shop Bruxelles/Brussel Planiestat Belgique Rue du Commerce 124 Handelsstraat 124 B-1000 BRUXELLES / BRUSSEL Tel. (32-2) 234 67 50 Fax (32-2) 234 67 51 E-mail: datashop@planistat.be URL: http://www.datashop.org/	DANMARKS STATISTIK Bibliotek og Information Eurostat Data Shop Sejrogade 11 DK-2100 KØBENHAVN Ø Tlf. (45) 3917 30 30 Fax (45) 3917 30 03 E-mail: lib@dst.dk Internet: http://www.dst.dk/bibliotek	STATISTISCHES BUNDESAMT Eurostat Data Shop Berlin Otto-Braun-Straße 70-72 (Eingang: Karl-Marx-Allee) D-10178 BERLIN Tel. (49) 1888 644 94 27/28 Fax (49) 1888-644 94 30 E-Mail: datashop@destatis.de URL: http://www.eu-datashop.de/	INE Eurostat Data Shop Paseo de la Castellana, 183 Oficina 011 Entrada por Estébanez Calderón E-28046 MADRID Tel. (34) 91 583 91 67 Fax (34) 91 579 71 20 E-mail: datashop.eurostat@ine.es URL: http://www.datasshop.org/	INSEE Info Service Eurostat Data Shop 195, rue de Bercy Tour Gamma A F-75582 PARIS CEDEX 12 Tél. (33) 1 53 17 8844 Fax (33) 1 53 17 88 22 E-mail: datashop@insee.fr	ISTAT Centro di Informazione Statistica Sede di Roma, Eurostat Data Shop Via Cesare Balbo, 11a I-00184 ROMA Tel. (39) 06 46 73 31 02/06 Fax (39) 06 46 73 31 01/07 E-mail: dipdiff@istat.it
ITALIA – Milano	LUXEMBOURG	NEDERLAND	NORGE	PORTUGAL	SCHWEIZ/SUISSE/SVIZZERA
ISTAT Ufficio Regionale per la Lombardia Eurostat Data Shop Via Fieno 3 I-20123 MILANO Tel. (39) 02 80 61 32 460 Fax (39) 02 80 61 32 304 E-mail: mileuro@tin.it	Eurostat Data Shop Luxembourg BP 453 L-2014 LUXEMBOURG 4, rue Alphonse Weicker L-2721 LUXEMBOURG Tél. (352) 43 35-2251 Fax (352) 43 35-22221 E-mail: dslux@eurostat.datasshop.lu URL: http://www.datasshop.org/	STATISTICS NETHERLANDS Eurostat Data Shop-Voorburg Postbus 4000 2270 JM VOORBURG Nederland Tel. (31-70) 337 49 00 Fax (31-70) 337 59 84 E-mail: datashop@cbs.nl	Statistics Norway Library and Information Centre Eurostat Data Shop Kongens gate 6 Boks 8131 Dep. N-0033 OSLO Tel. (47) 21 09 46 42/43 Fax (47) 21 09 45 04 E-mail: Datashop@ssb.no	Eurostat Data Shop Lisboa INE/Serviço de Difusão Av. António José de Almeida, 2 P-1000-043 LISBOA Tel. (351) 21 842 61 00 Fax (351) 21 842 63 64 E-mail: data.shop@ine.pt	Statistisches Amt des Kantons Zürich, Eurostat Data Shop Bleicherweg 5 CH-8090 Zürich Tel. (41-1) 225 12 12 Fax (41-1) 225 12 99 E-mail: datashop@statistik.zh.ch Internet: http://www.statistik.zh.ch
SUOMI/FINLAND	SVERIGE	UNITED KINGDOM	UNITED STATES OF AMERICA		
STATISTICS FINLAND Eurostat Data Shop Helsinki Tilastokirjasto PL2B FIN-00022 Tilastokeskus Työpajatalu 13 B, 2.Kerros, Helsinki P. (358-9) 17 34 22 21 F. (358-9) 17 34 22 79 Sähköposti: datashop@stat.fi URL: http://www.tilastokeskus.fi/ttk/ikk/datashop/	STATISTICS SWEDEN Information service Eurostat Data Shop Karlavägen 100 - Box 24 300 S-104 51 STOCKHOLM Tfn (46-8) 50 69 48 01 Fax (46-8) 50 69 48 99 E-post: infoservice@scb.se Internet: http://www.scb.se/info/datashop/ueudatashop.asp	Eurostat Data Shop Office for National Statistics Room 1.015 Cardiff Road Newport, South Wales NP10 8XG United Kingdom Tel. (44-1633) 81 33 69 Fax (44-1633) 81 33 33 E-mail: eurostat.datasshop@ons.gov.uk	HAVER ANALYTICS Eurostat Data Shop 60 East 42nd Street Suite 3310 NEW YORK, NY 10165 USA Tel. (1-212) 986 93 00 Fax (1-212) 986 69 81 E-mail: eurodata@haver.com		

Media Support Eurostat (for professional journalists only):

Bech Building Office A3/48 - L-2920 Luxembourg - Tel. (352) 4301 33408 - Fax (352) 4301 32649 - e-mail: eurostat-mediasupport@cec.eu.int

For information on methodology

Georgios Xenellis, Eurostat C/2, L-2920 Luxembourg, Tel. (352) 4301 35384, Fax (352) 4301 32289, E-mail:

georges.xenellis@cec.eu.int

ORIGINAL: English

Please visit our web site at www.europa.eu.int/comm/eurostat/ for further information!

A list of worldwide sales outlets is available at the **Office for Official Publications of the European Communities**.

2 rue Mercier - L-2985 Luxembourg
Tel. (352) 2929 42118 Fax (352) 2929 42709
Internet Address <http://eur-op.eu.int/tf/general/s-ad.htm>
e-mail: info-info-opoce@cec.eu.int

BELGIQUE/BELGIË - DANMARK - DEUTSCHLAND - GREECE/ELLADA - ESPAÑA - FRANCE - IRELAND - ITALIA - LUXEMBOURG - NEDERLAND - ÖSTERREICH
PORTUGAL - SUOMI/FINLAND - SVERIGE - UNITED KINGDOM - ISLAND - NORGE - SCHWEIZ/SUISSE/SVIZZERA - BALGARİJA - CESKÁ REPUBLIKA - CYPRUS
EESTI - HRVATSKA - MAGYARORSZÁG - MALTA - POLSKA - ROMÂNIA - RUSSIA - SLOVAKIA - SLOVENIA - TÜRKİYE - AUSTRALIA - CANADA - EGYPT - INDIA
ISRAËL - JAPAN - MALAY SIA - PHILIPPINES - SOUTH KOREA - THAILAND - UNITED STATES OF AMERICA

Order form

I would like to subscribe to Statistics in focus (from 1.1.2002 to 31.12.2002):

(for the Data Shop and sales office addresses see above)

Formula 1: All 9 themes (approximately 180 issues)

Paper: EUR 360

Language required: DE EN FR

Formula 2: One or more of the following nine themes:

Theme 1 'General statistics'

Theme 6 'External trade'

Theme 7 'Transport'

Theme 9 'Science and technology'

Paper: EUR 42

Theme 2 'Economy and finance'

Theme 3 'Population and social conditions'

Theme 4 'Industry, trade and services'

Theme 5 'Agriculture and fisheries'

Theme 8 'Environment and energy'

Paper: EUR 84

Language required: DE EN FR

Statistics in focus can be downloaded (pdf file) free of charge from the Eurostat web site. You only need to register. For other solutions, contact your Data Shop.

Please send me a free copy of 'Eurostat mini-guide' (catalogue containing a selection of Eurostat products and services)

Language required: DE EN FR

I would like a free subscription to 'Statistical References', the information letter on Eurostat products and services

Language required: DE EN FR

Mr Mrs Ms

(Please use block capitals)

Surname: _____ Forename: _____

Company: _____ Department: _____

Function: _____

Address: _____

Post code: _____ Town: _____

Country: _____

Tel.: _____ Fax: _____

E-mail: _____

Payment on receipt of invoice, preferably by:

Bank transfer

Visa Eurocard

Card No: _____ Expires on: ____/____/____

Please confirm your intra-Community VAT number:

If no number is entered, VAT will be automatically applied. Subsequent reimbursement will not be possible.